


APPLIANCES of HOUSEHOLD

2025 NEW CATALOG



Tel: (86-574) 27651228
Mob : (86) 13757494188
Email: marketing@sc-starmax.com 

ABOUT SC-STARMAX

NINGBO SC-STARMAX IMP. & EXP. CO.,LTD. (SC-STARMAX) is a trading company specialized in consumer electronics and related products. The company is established in August 2018. Its head office is located in Ningbo, Zhejiang, with more than 40 staff working there, including 1500m² show room inside. In 2023, in order to expand more growth, we established new branch office in Shenzhen. In past few years, we have achieved tremendous turnover growth target and are still in the way of rapid development.

As a professional supplier, Starmax has engaged in electric and electronic category, including consumer electronics, lighting items, home appliance and beauty and wellness items, which has more than 5 years experience. As an innovative company, we also expands Pet product line to fullfill customer's need.

In production development, Starmax has strong ability and has helped customers develop several products. We have own designer team that are capable of customizing product design based on customer's requirement. From graphic design to 3D modeling, they all can be handled. And we have strong cooperative factory that can work out customer's design into real products. During the procedure, we will help customers provide unique solution that can realize customers' requirement on the product and also balance the cost of the items. There are also QA and QC team to ensure the quality of product and control the production to make it smoothly ship to customers.

In the past years, Starmax has been devoted to developing US and Europe market. Now there are many clients remaining deep cooperation with us. With various clients' cooperation and regular field investigation, we have own comprehension about US market and Europe market.

Starmax's company mission is to provide high-quality products with fast and customized services to customers. For that, there has been many successful experience proving it and we will continuously improve itself and provide better and better services to customers.



CONTENTS

Cooking Appliances	03-11
Coffee Series	13-22
Blender Series	23-32
Fun Series	33-42
Cooling Series	43-50
Seasonal Series	51-60
Cleaning Series	61-68
Personal Care	69-78

COOKING APPLIANCES

01



KAF-1200A1/A2

SPECIFICATION:
Power: 1300W, 100-127V/220-240V/50/60HZ
Timer Setting Range: 1-30 mins
Temperature Setting Range: 60-200°C
Capacity: 4.5L

PACKAGING:
1pcs/Ctn
Gift box(WDXH): 289*341*302mm
Carton Box: 301 *353*326mm
Loading quantity (20',40',40'HQ): 1944 pcs



KAF-1200A-D1/D2

SPECIFICATION:
Power: 1300W, 100-127V/220-240V/50/60HZ
Timer Setting Range: 1-60 mins
Temperature Setting Range: 60-200°C
Capacity: 4.5L

PACKAGING:
1pcs/Ctn
Gift box(WDXH): 289*341*302mm
Carton Box: 301*353*326mm
Loading quantity (20,40,40'HQ): 1944 pcs



KAF-1600A-D1/D2

SPECIFICATION:
Power: 1500W, 100-127V/220-240V/50/60HZ
Timer Setting Range: Digital: 1-60 mins
Temperature Setting Range: 60-200°C
Capacity: 6L

PACKAGING:
1pcs/Ctn
Gift box(WDXH): 395*305*303mm
Carton Box: 407*317*328mm
Loading quantity (20,40,40'HQ): 1624 pcs





6L

KAF-36A-D1/D2

Power:1600W,100-127V/220-240V/50/60HZ
Timer Setting Range:1-60 mins
Temperature Setting Range:60-200 C
Capacity:6L+3.5L
Machine Size:322*382*361(L*D*H)

PACKAGING:
1pcs/Ctn
Gift box(WDXH):440*404*303mm
Carton Box:454*418*328mm
Loading quantity (40HQ):1120 PCS/CTN



KAFW-1500BP

Power:1500W,100-127V/220-240V/50/60HZ
Timer Seting Range:1-60 mins
Temperature Setting Range:60-200 C
Capacity:7L
Machine Size:322*382*361(L*D*H)

PACKAGING:
1pcs/Ctn
Gift box(WDXH):410*360*390mm
Carton Box:425*380*420mm
Loading quantity (40HQ):1008 PCS/CTN

**WATER MIST TECHNOLOG
JUICE FRYER**



KAF-1300A

SPECIFICATION:
Power:1300W,100-127V/220-240V/50/60HZ
Timer Setting Range:1-30 mins
Temperature Setting Range:Digital:60-200 C
Capacity:Basket 2.3L/Basket 3.2L

PACKAGING:
2pcs/Ctn
Gift box(WDXH):310*288*310mm
Carton Box:585*320*330mm
Loading quantity:882/1960/2240 pcs



KAF-700

Power:700W,100-127V/220-240V/50/60HZ
Timer Setting Range:0-30 mins
Temperature Setting Range:Mechanical:Fixed 200 C /
Digital:60-200 C
Capacity:1.5L

PACKAGING:
2pcs/Ctn
Gift box(WDXH):265*265*237mm
Carton Box:537*276*261mm
Loading quantity(20,40,40'HQ):1360/2860/3360 pcs



KAF-700A

Power:700W,100-127V/220-240V/50/60HZ
Timer Setting Range:0-30 mins
Temperature Setting Range:Mechanical:Fixed 200 C /
Digital:60-200 C
Capacity:1.5L

PACKAGING:
2pcs/Ctn
Gift box(WDXH):265*265*237mm
Carton Box:537*276*261mm
Loading quantity (20,40,40HQ):1360/2860/3360 pcs





KAFO-1800B-D1/D2

SPECIFICATION:
Power:1800W,100-127V/220-240V/50/60HZ
Temperature control 80-200 °C (180-400F)
Dehydrator:30-80 °C (90-170F)
Timer up to 24 hours (Dehydrator)0-60 min (for other function)
Oven Capacity:18L 30cm(L)X26(D)X25CM(H)
Size of machine:37cm(L)X34cm(D)X39cm(H)
Net Weight (not include accessory):9 KGS

PACKAGING:
QUANTITY PER CARTON:1
DIMENSION OF GIFT BOX:425x420x420mm
NET WEIGHT PER GIFT BOX:9.5KGS
DIMENSION OF CARTON:440x440x444mm
GROSS WEIGHT PER CARTON:10.5KGS
CONTAINER LOADING:809pcs/40HQ



KAFO-1800A-D1/D2

SPECIFICATION:
Power:1800W,100-127V/220-240V/50/60HZ
Temperature control 80-200C(180-400F),
Dehydrator:30-80 °C (90-170F)
Timer up to 24 hours (Dehydrator)0-60 min
Oven Capacity:18L 30cm(L)X26(D)X25CM(H)
Size of machine:37cm(L)X34cm(D)X39cm(H)
Net Weight (not include accessory):9 KGS

PACKAGING:
QUANTITY PER CARTON:1
DIMENSION OF GIFT BOX:425x420x420mm
NET WEIGHT PER GIFT BOX:9.5KGS
DIMENSION OF CARTON:440x440x444mm
GROSS WEIGHT PER CARTON:10.5KGS
CONTAINER LOADING:809pcs/40HQ



KAFO-1800E-D1/D2

SPECIFICATION:
Power:1800W,100-127V/220-240V/50/60HZ
Temperature control 80-200 °C (180-400F)
Dehydrator:30-80 °C (90-170F)
Timer up to 24 hours (Dehydrator)0-60 min (for other function)
Oven Capacity:18L 30cm(L)X26(D)X25CM(H)
Size of machine:37cm(L)X34cm(D)X39cm(H)
Net Weight (not include accessory):9 KGS

PACKAGING:
QUANTITY PER CARTON:1
DIMENSION OF GIFT BOX:425x420x420mm
NET WEIGHT PER GIFT BOX:9.5KGS
DIMENSION OF CARTON:440x440x444mm
GROSS WEIGHT PER CARTON:10.5KGS
CONTAINER LOADING:809pcs/40HQ

SANDWICH MAKER &
PANINI MAKER &
CONTACT GRILL



ZM-518B
SINGLE WAFFLE MAKER
220-240V 1000W
UNIT:25.4x9.8x19.5CM
PLATE:D19CM
BOX:22x12.4x27.8M
CTN:38.6x23.4x57.6CM
QTY:6pcs/CTN



KD611
SINGLE WAFFLE MAKER
220-240V 1000W
UNIT:24.8x11x19.5CM
PLATE:D19CM
BOX:22x12.4x27.8M
CTN:38.6x23.4x57.6CM
QTY:6pcs/CTN



KD611
SINGLE WAFFLE MAKER
220-240V 1000W
UNIT:25.4x9.8x19.5
PLATE:D19CM
BOX:22x12.4x27.8M
CTN:38.6x23.4x57.6CM
QTY:6pcS/CN



ZM-271C
2 SLICE DETACHABLE SANDWICH MAKER
220-240V 800W
UNIT:21.8X22.8X9.3CM
PLATE:21.6x12CM
BOX:25.6x14.7x24.8CM
CTN:30.8x27x51.6CM
QTY:4pcs/CTN
20GP/40GP/40HQ:2608/5404/6336




ZM-703
PANINI MAKER
220-240V 1000W
UNIT:28x22.5x8.8CM
PLATE:23x15CM
BOX:32x14x27CM
CTN:43.4x33.4x56CM
QTY:6pcs/CTN



ZM-1005/1006
ELECTRIC GRIDDLE
220-240V 1500W
UNIT:54.4x7.5x28.4CM
PLATE:47x26.5CM
BOX:30.9x10.4x58CM
CTN:32.6x32.3x60CM
QTY:3pcs/CTN



ZM-901
CONTACT GRILL
220-240V 2200W
UNIT:35x32x12CM
PLATE:29x23.5CM
BOX:36.5x15x36CM
CTN:46.4x37.9x74CM
QTY:6pcs/CTN



Control Panel

Wide baking slots

LD-05311

Power:220-240V/850-1000W
Capacity:14*12cm
2 Slices toaster
6 Browning temperature setting
Variable browning control with cancel,
defrost and reheat functions /CE/CB



LD-05312

Power:220-240V/1300-1500W
Capacity: 10*10cm
2 Slices toaster
6 Browning temperature setting
Variable browning control with cancel,
defrost and reheat functions



KAF-1200A1/A2

KIG-001

SMOKELESS GRILL
SPECIFICATION:
2 power levels,grill 166OW,
keep warm 400w
Infrared heal technology
Smokeless and fast
Glass-sealed heating tubes
Aluminum grid dishwasher safe
on/off switch
auto shut-off
non-slip feet
Pord storage
Alum Grid size: 540X280 mm
Available Grill size: 380×280 mm



KAF-1200A1/A2

KIG-002

Power: 1650W-1660W
Voltage: 100V-240V/50Hz-60Hz
Product dimension(W''*H*D):500*190*400mm
1PCSICTN
Net weight: 4.8KGS/ 10.6LBS
Gross weight: 5.8KGS/12.8LBS
Packing dimension: 561*221*421 mm
2PCS/CTN
Net weight: 9.6KGS/21.2LBS
Gross weight: 12KGS/26.5LBS
Packing dimension: 561*421*427mm
LOADING QTY:
20GP: 500 PCS/CTNS
40GP: 1200 PCSICTNS
40HQ: 1305 PCS/CTNS



COFFEE SERIES



KD611

Milk frother
Voltage: 120V/ 220-240V,50/60Hz
Power :550W
Heating Mode: Heating Plate
Function :4



KD612

Milk frother
Voltage: 120V/ 220-240V,50/60Hz
Power: 550W
Heating Mode: Heating Plate
Function: 4



KD610

Milk frother
Voltage: 120V/220-240V,50/60Hz
Power 500W
Heating Mode: Heating Plate
Function: 4



KD613B

Milk frother
Voltage: 120V/ 220-240V,50/60Hz
Power: 300W /400W
Heating Mode: Heating Plate
Function: 4



KD614B

Milk frother
Voltage: 120V/ 220-240V,50/60Hz
Power: 400W
Heating Mode: Heating Plate
Function: 4



KD606

Milk frother
Voltage: 120V/ 220-240V,50/60Hz
Power: 550W
Heating Mode: Heating Plate
Function: 4



CG105

Conical Coffee Grinder
Power: 200w
LED display and digital control
34 grind setting
With anti static technology
Capacity: 210g Coffee Bean Box
100g Coffee Powder jar



CG106

Conical Coffee Grinder
Power: 200w
LED display and digital touch control
34 grind setting
With anti static technology
Capacity: 210g Coffee Bean Box
100g Coffee Powder jar



CG103

Conical Coffee Grinder
Power: 200w
LED display and digital touch control
34 grind setting
With anti static technology
Capacity: 210g Coffee Bean Box
100g Coffee Powder jar

MILK FROTHER



Electric Vacuum sealer Jar

Model No : OVJ001	Power : 5V 1.0A
Battery Capacity: 2000mHA	Material: ABS & Gaopeng Glass
Pursure: -22Kpa Max	Capacity : 600/800/1000 ml



KD604S

Voltage: 120V/ 220-240V,50/60Hz
Power: 450W
Heating Mode: Heating Plate
Function: 5



KD604G

Voltage: 120V/ 220-240V,50/60Hz
Power: 450W
Heating Mode: Heating Plate
Function: 5



KD605S

Voltage: 120V/ 220-240V,50/60Hz
Power: 600W
Heating Mode: Heating Plate
Function: 4



KD605G

Voltage: 120V/ 220-240V,50/60Hz
Power: 600W
Heating Mode: Heating Plate
Function: 4

CONICAL
COFFEE GRINDER



KD607

Voltage: 120V/ 220-240V,50/60Hz
Power: 450W
Heating Mode: Heating Plate
Function: 1



KD608

Voltage: 120V/ 220-240V,50/60Hz
Power: 450W
Heating Mode: Heating Plate
Function: 1



KD609

Voltage: 120V/ 220-240V,50/60Hz
Power: 450W
Heating Mode: Heating Plate
Function: 1



CG101
Power: 200w
LED display and digital touch control
34 grind setting
With anti static technology
Capacity: 210g Coffee Bean Box
100g Coffee Powder jar



color



CG01
Power: 200w
LED display and digital touch control
34 grind setting
With anti static technology
Capacity: 210g Coffee Bean Box
100g Coffee Powder jar



CG05
Power: 200w
LED display and digital touch control
34 grind setting
With anti static technology
Capacity: 210g Coffee Bean Box
100g Coffee Powder jar



CG09
Power: 180w
LED display and digital touch control
34 grind setting
With anti static technology
Capacity: 210g Coffee Bean Box
100g Coffee Powder jar

New Arrivals



KD602
Voltage: 120V/ 220-240V,50/60Hz
Power: 550W*2
Heating Mode: Heating Plate
Function: 5



KD601
Voltage: 120V/ 220-240V,50/60Hz
Power: 550W
Heating Mode: Heating Plate
Function: 6



KD603
Voltage: 120V/ 220-240V,50/60Hz
Power: 500W
Heating Mode: Heating Plate
Function: 6

CONICAL COFFEE GRINDER



CG102
Power: 200w
LED display and digital touch control
34 grind setting
With anti static technology
Capacity: 210g Coffee Bean Box
100g Coffee Powder jar



CG103
Power: 200w
LED display and digital touch control
34 grind setting
With anti static technology
Capacity: 210g Coffee Bean Box
100g Coffee Powder jar



CG06
Power: 200w
LED display and digital touch control
34 grind setting
With anti static technology
Capacity: 210g Coffee Bean Box
100g Coffee Powder jar



CG07
Power: 200w
LED display and digital touch control
34 grind setting
With anti static technology
Capacity: 210g Coffee Bean Box
100g Coffee Powder jar



STAINLESS STEEL KETTLE

- 01**
Power: 3000W Max
Controller: Import /China
Pop up lid
CE/CB /SAA
- Capacity: 1.7L
Stainless steel housing
Blue switch Indicator light



Water Gauge



Blue switch Indicator light

- 02**
Power: 3000W Max
Controller: Import /China
Pop up lid
CE/CB /SAA
- Capacity: 1.7L
Stainless steel housing
Blue switch Indicator light



Water Gauge



Blue switch Indicator light

- 03**
Power: 3000W Max
Controller: Import /China
Pop up lid
CE/CB
- Capacity: 1.7L
Stainless steel housing
Indicator light



SUS304 Spout



Indicator light



Grind & Brew Coffee Maker

220-240V 50-60Hz 1000w
Grind & brew automatically
Equipped with a burr grinder
3 coffee grind control grade
3 strength control settings
Brew up to 10 cups
Water tank capacity: 1.7L
With a programmable timer
Removable bean container



Coffee Maker

220-240V 50-60Hz 1300W
thermo-block heating system
15 bar pump for a rich espresso
1.1L removable water tank
stainless steel steam wand
Removable drip tray



Semi Automatic Espresso Maker

220-240V 50-60Hz 1500W
thermo-block heating system
15 bar pump for a rich espresso
2.2L removable water tank
stainless steel steam wand
58mm group handle with 1/2 cups filter
Built-in pressure gauge
Integrated conical burr grinder
Detachable upper burr and bean hopper

BLENDER SERIES



03



EF401

820-1100W powerful AC motor.

Variable speed control with 3 speeds.

Plastic housing with S.S decorated parts.

2.4L/3.2L processing bowl with large feeding mouth

Citrus juicer attachment for making fresh juice.

Juicer extractor attachment.

Powerful kneading, chopping, slicing, shredding, blending, grating, whisking.

SS 0.8L Wet Grinder and 0.4L Dry Grinder.

N.W.(KG):8.2

Unit Size L*W *H(MM):439*253*280

20/40/40HQ(PCS):390/810/950



Multifunctional Food Processor



EF305

562-800W AC motor

Two speeds knob switch with pulse function.

Plastic housing.

2L capacity bowl with extra large feeding mouth

Citrus juicer attachment for making fresh juice.

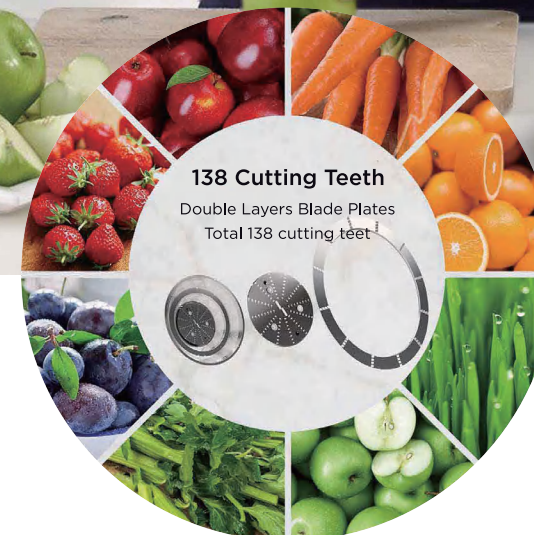

With plastic grinder.

Powerful kneading, chopping, slicing, shredding, blending, grating and whisking.

N.W.(KG):4.7

Unit Size L*W*H(MM):380*229*238

20'/40'/40HQ(PCS);870/1808/2120



N.W.(KG):4.8

Unit Size L*W*H(MM):319+210+393

20'/40'/40HO(PCS);780/1580/1852

EJ20C

600-800W Powerful AC Motor Low Noise

Two Speed Knob Switch with Pulse Function

Brushed High-ends S.S Housing and Effective S.S Filter

2.0L Large Capacity Pulp Container for Continuous

0.9L Juicer Container with Fronth Separator

Extra Large Diameter 75mm Plastic Feeding Chute so on

Need to Cut Fruits and Vegetables

With Additional Safety S.S Handle Lock

S.S Non-Drip Spout



Multifunctional
**PLASTIC
SERIES**

EF832

- | | |
|--|--------------------------|
| Plastic housing | optional |
| 700-1000W powerful motor | 4.3L/4.5L bowl |
| Full metal gear system | Blender jar |
| Planetary mixing action | Meat Grinder |
| 8 speeds rotary switch with pulse function | Sausage Stuffer |
| 5.3L brushed stainless steel bowl | Cookie Maker |
| Transparent splash guard | Pasta maker |
| 3 mixing tools | Salad Maker |
| With front and upper operation connector | New ice cream attachment |



EF918

- Newly developed elegant design
- Plastic housing
- 1800W powerful motor
- Full metal gear system
- Planetary mixing action
- 6 speeds rotary switch with pulse function
- Large capacity with 8L stainless steel bowl
- Transparent splash guard
- 3 mixing tools
- With super large screen on the top for speed display, preset menu, timer function

Unit Size L*W *H(MM):440*270*360
Carton Box Size H*W*D(MM):465*580*405





EF401S

820-1100W powerful AC motor
 New generation large knob display design
 3 speeds control with automatic Pulse function
 Intelligent light aperture
 Plastic housing with SS decorated parts
 2.4L/3.2L processing bowl with large feeding mouth
 Citrus juicer attachment for making fresh juice
 Juicer extractor attachment
 Powerful kneading, chopping, slicing, shredding, blending, grating, whisking



EC01

250W AC Motor ON/ OFF Switch
 0.4L Capacity Food Chopper Bowl
 S.S Chopping Blade
 Safety Lock
 With Rubber Feet N.W.(KG):1.2
 Unit Size L*W *H(MM): 183*110*141
 20'/40'/40HQ(PCS): 5128/10624/12464



EC03

250W AC Motor
 ON / OFF Switch
 0.4L Capacity Food Chopper Bowl
 Transparent Food Processor Bowl
 S.S Chopping Blade
 S.S Slicing & Shredding Disc
 Safety Lock
 Unit Size L*W*H(MM): 183*110*141
 20'/40'/40HQ(PCS): 3064/6344/7440





EF708

Stylish die-cast aluminum housing
1000W coppet AC motor
Full metal gear system
Planetary mixing action
8 speeds rotary switch with pulse function
Preset timer with LED display
Transparent splash guard
5.5L brushed stainless steel bowl
with front operation connector



EF708A

Stylish die-cast aluminum housing
1000W copper AC motor
Full metal gear system
Planetary miixing action
8 speeds rotary switch with pulse function .
Preset timer with LED display
Transparent splash guard
5.5L brushed stainless steel bowl
with front operation connector
With built-in scale



EF720

Stylish die-cast aluminum housing
1000W copper AC motor
Full metal gear system
Planetary mixing action
8 speeds rotary switch with pulse function
5.3L brushed stainless steel bowl
Transparent splash guard
3 mixing tools
Preset time button
Unit Size L*W*H(MM):330*170*305
Carton Box Size H+W*D(MM): 417*282*398
4.3L/4.5L bowl
New ice cream attachment



FUN SERIES

marketing@sc-starmax.com



SBL-1708A
FRUIT BUMPER MAKER
Power: 250W
Gift box size: 24x15x29cm
Carton size: 49.5x47.5x31cm(6pcs/ctn)
N.W/G.W: 9/10Kgs



SBL-1708A
FRUIT BUMPER MAKER
Power: 250W
Gift box size: 24x15x29cm
Carton size: 49.5x47.5x31cm(6pcs/ctn)
N.W/G.W: 9/10Kgs



SBL-1716C
BLENDER
Power: 550W
Gift box size: 26x20x32cm
Carton size: 53.5x42x34cm(4pcs/ctn)
N.W/G.W: 10.8/11.5Kgs
Qty(20'/40'/40HQ): 1440/2980/3276pcs

SBL-1901
PORTABLE
BLENDER
Power: 7.4/3.7V
Capacity: 300ml



04

CANDY FLOSS
MAKER



SBL-2807
Power: 500W
Gift box size: 28x19x28cm
Carton size: 57.5x29.5x40cm
4pcs/ctn
N.W/G.W: 7.5/8.5Kgs



SBL-2801
Power: 500W
Gift box size: 31x30.5x30.5cm
Carton size: 63x33x63cm
4pcs/ctn
N.W/G.W: 7.5/8.5Kgs



SBL-2810
Power: 500W
Gift box size: 28x28x22cm
Carton size: 57.5x29.5x46cm
4pcs/ctn
N.W/G.W: 7/8Kgs

CHOCOLATE
FOUNTAIN



SBL-802D
Power: 170W
Gift box size: 23x22x41cm
Carton size: 47x46x43cm
4pcs/ctn
N.W/G.W: 9/10Kgs



SBL-802A
Power: 180W
Gift box size: 23x23x47cm
Carton size: 47x47x48.2cm
4pcs/ctn
N.W/G.W: 10/11Kgs



SBL-802B
Power: 170W
Gift box size: 23x22x41cm
Carton size: 47x46x43cm
4pcs/ctn
N.W/G.W: 9/10Kgs



SBL-807C
Power: 90W
Gift box size: 19x18x33.8cm
Carton size: 39.5x38.5x35cm
4pcs/ctn
N.W/G.W: 6.5/7.5Kgs

POPCORN MAKER



SBL-1107B
Power: 1100W
Gift box size: 20x16.5x29cm
Carton size: 41.5x34.5x31cm(4pcs/ctn)
N.W/G.W: 6/6.6Kgs
Qty: 2436/5124/5856pcs



SBL-1105
Power: 1100W
Gift box size: 26x21x41cm
Carton size: 53x43x43cm
4pcs/ctn
N.W/G.W: 7.6/8.6Kgs



SBL-1107
Power: 1100W
Gift box size: 20x16.5x29cm
Carton size: 41.5x34.5x31cm
4pcs/ctn
N.W/G.W: 6/6.6Kgs



SBL-1108
Power: 850W
Gift box size: 32.5x30.5x26.5cm
Carton size: 67x32.5x55cm
4pcs/ctn
N.W/G.W: 10/11Kgs

SLOW JUICER



SBL-1702AF
Power: 150W
Gift box size: 40.5x18.5x35cm
Carton size: 43x39x37cm(2pcs/ctn)
N.W/G.W: 7/8Kgs
Qty: 840/1740/2030pcs



SBL-1702AD
Power: 200W
Gift box size: 47x21.5x31.6cm
Carton size: 49x45x33.2cm
2pcs/ctn
N.W/G.W: 9.5/10.3Kgs



SBL-1702AS
Power: 150W
Gift box size: 44x21.5x31.5cm
Carton size: 45x44.5x33cm
2pcs/ctn
N.W/G.W: 7.8/8.4Kgs



SBL-1702DF
Power: 200W
Gift box size: 40.5x18.5x35cm
Carton size: 42x39x37cm
2pcs/ctn
N.W/G.W: 9.5/10.3Kgs



ICE SHAVER



SLUSHIE
MAKER



SBL-1201
Power: 30W
Gift box size: 20x17.5x24.5cm
Carton size: 54x42x26cm
6pcs/ctn
N.W/G.W: 10/11Kgs



SBL-1208
Power: 30W
Gift box size: 30x18x28cm
Carton size: 56x32x57.5cm
6pcs/ctn
N.W/G.W: 11/12Kgs



SBL-1203
Power: 30W
Gift box size: 31x23x31cm
Carton size: 46.5x33x32.5cm
2pcs/ctn
N.W/G.W: 5/6Kgs



SBL-1205A
Power: 20W
Gift box size: 23x24x45cm
Carton size: 47.5x25.5x47cm
6pcs/ctn
N.W/G.W: 4.7/5.5Kgs



SBL-1205
Power: 20W
Gift box size: 23x24x45cm
Carton size: 47.5x25.5x47cm
6pcs/ctn
N.W/G.W: 4.7/5.5Kgs



SBL-1205B
Power: 20W
Gift box size: 23x24x45cm
Carton size: 47.5x25.5x47cm
2pcs/ctn
N.W/G.W: 4.7/5.5Kgs

ICE CREAM MAKER



SBL-1801
Power: 5-8W
Gift box size: 20x20x24cm
Carton size: 43x43x26cm
4pcs/ctn
N.W/G.W: 8/9Kgs

SBL-1812
Power: 18W
Gift box size: 32x21x36cm
Carton size: 44x33x38cm
2pcs/ctn
N.W/G.W: 8/9Kgs

SBL-1802
Power: 5-8W
Gift box size: 23x23x18cm
Carton size: 47.5x24.5x37.5cm
4pcs/ctn
N.W/G.W: 7/8Kgs

PASTA MAKER

THE PASTA MACHINE HAS QUICKLY
BECOME THE NO.1 LEADING HOMEMADE
PASTA MAKER AND WITH GREAT REASONS.

SBL-1221A
Power: 180W
Gift box size: 31x21x32cm
Carton size: 43.5x34.5x34cm
2pcs/ctn
N.W/G.W: 10/11Kgs

10 pasta forms

spaghetti	rigatoni	tagliatelle	linguine	fettuccini
oriental	'angel hair'	lasagne	tortellini	cookie



SBL-1221A

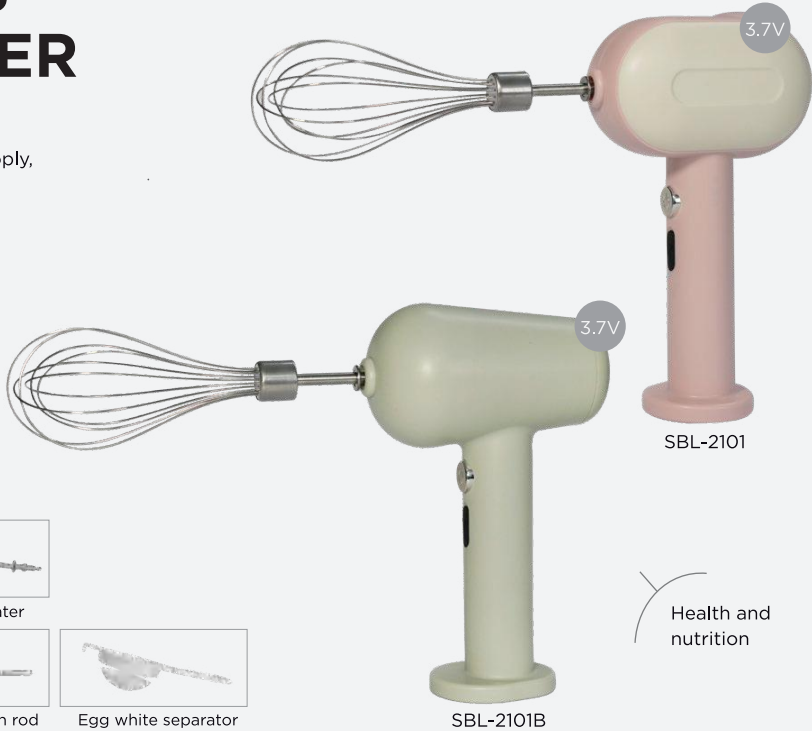
CORDLESS
HAND MIXER

ENJOY BAKING WITH EASE
Free from the shackles of power supply,
the kitchen, table and even sofa, fun
baking anytime and anywhere.

SBL-2101
Power: 20W
Gift box size: 18x6.5x20.5cm
Carton size: 69x37.5x22cm
20pcs/ctn
N.W/G.W: 9/10Kgs

DETAILS

Big egg beater	Small egg beater	
Stirring egg rod	Kneading dough rod	Egg white separator



SBL-2101

SBL-2101B

Health and
nutrition

COOLING SERIES



05

marketing@sc-starmax.com



MFA-1

- 1.Voltage: AC 100V-240V (with an adapter)
 - 2.Volume: 12 Litre
 - 3.Power consumption: 45W±10%
 - 4.Cooling: Keep 10-18 °C
 - 5.Insulation: PU foam
 - 6.Inside led light and light on the door surface
 - 7.Tempered glass door surface
- Outer Size: 270.2*253.6*423. 8 (mm)
 Inner Size: 219.2*129.1*366.6mm
 Inner Box Size: 310*293*485(mm) Carton Size: 320*305*500(mm)
 PACKING: 1PC/Inner Box1PC/CTN
 N.W./G.W(KGS): 4.8/6.5KG QTY/20*/40*/40*HC: 570/1200/1350

New Arrivals



MFA-2

- 1.Volume: 6 Litre
 - 2.Power consumption: 20W±10%
 - 3.Voltage: AC 100-240V (with an adapter)
 - 4.Cooling: 17-19℃ below ambient temperature(25℃)
 - 5.Insulation: High density EPS
 - 6.Led vanity mirror surface
- Outer Size: 356*243*194(mm) Inner Size: 260*161*138(mm)
 Inner Box Size: 374*252*218(mm)
 Carton Size: 525*390*460(mm)
 PACKING: 1PC/ Inner Box 4PCS/CTN
 QTY/20*/40*/40*HC(PCS): 1100/2400/2700
 N.W/G.W. (KGS): 9/11.5



MFA-3

- 1.Volume: 6 Litre
 - 2.Power consumption: 20W±10%
 - 3.Voltage: AC 100-240V (with an adapter)
 - 4.Cooling: 17-19℃ below ambient temperature(25℃)
 - 5.Insulation: High density EPS
 - 6.Led vanity mirror surface
- Outer Size: 356*243*194(mm) Inner Size: 260*161*138(mm)
 Inner Box Size: 374*252*218(mm)
 Carton Size: 525*390*460(mm)
 PACKING: 1PC/ Inner Box 4PCS/CTN
 QTY/20*/40*/40*HC(PCS): 1100/2400/2700
 N.W/G.W. (KGS): 9/11.5



MFA-4

- 1.Volume: 9 Litre
 - 2.Power consumption: 20W±10%
 - 3.Voltage: AC100-240v (with an adapter)
 - 4.Cooling: Keep 10-18℃
 - 5.Insulation: PU Foam
- Outer Size: 380*290*220(mm)
 Inner Size: 320*150*170(mm) Inner Box Size: 433*340*260(mm)
 Carton Size: 455*355*275(mm)
 PACKING: 1PC/Inner Box 1PC/CTN
 QTY/20*/40*/40*HC(PCS): 580/1250/1400
 N.W/G.W(KGS): 4.7/5.5



MFA-5

- 1.Voltage: AC 100V-240V (with an adapter)
 - 2.Volume: 12 Litre
 - 3.Power consumption: 45W±10%
 - 4.Cooling: Keep 10-18℃
 - 5.Insulation: PU foam
 - 6.Double Doors
 - 7.Digital display and temperature control panel
- Outer Size: 270.2*271*453.2 (mm)
 Inner Size: 219.2*129.1*366.6mm
 Inner Box Size: 310*293*485(mm) Carton Size: 320*305*500(mm)
 PACKING: 1PC/Inner Box1PC/CTN
 N.W./G.W(KGS): 4.8/6.5KG QTY/20*/40*/40*HC: 570/1200/1350



MFA-6

- 1.Voltage: DC 5V with USB cord AC 100V-240v with an adapter
- 2.Volume: 0.5 Litre
- 3.Power consumption: 48W±10%
- 4.Cooling: 12-16°C below ambient temperature
- 5.Insulation: High density EPS
- 6.Equipped with long life brushless motor(30.000 hours)



MFA-7

- 1.Voltage: AC 100-240V (with an adapter)
- 2.Volume: 3.5Litre
- 3.Power consumption: 20W±10%
- 4.Cooling: Down to 3°C at 20°C ambient
- 5.Suitable size for room placement
- 6.Insulation: High density EPS



MFA-8

- 1.Voltage: DC 5V with USB cord AC 100V-240v with an adapter
- 2.Volume: 0.5 Litre
- 3.Power consumption: 48W±10%
- 4.Cooling: 12-16°C below ambient temperature
- 5.Insulation: High density EPS
- 6.Equipped with long life brushless motor(30.000 hours)



MFA-9

- 1.Voltage: AC 100-240V (with an adapter)
- 2.Volume: 4 Litre
- 3.Power consumption: 20W±10%
- 4.Cooling: 17-19°C below ambient temperature(25°C)
- 5.Heating: 45-55°C by thermostat
- 6.Insulation: High density EPS



MFA-10

- 1.Voltage: DC 12v and AC 220V-240v or AC100-120V
- 2.Volume: 4 Litre
- 3.Power consumption: 35W±10%
- 4.Cooling: 20-22 C below ambient temperature(25 C)
- 5.Heating: 45-65 C by thermostat
- 6.Insulation: High density EPS
- 7.Equipped with long life brushless motor(30,000 hours)
- 8.Tempered glass door surface

New Arrivals



MFA-11

- 1.Voltage: AC 100-240V (with an adapter)
- 2.Volume: 6 Litre
- 3.Power consumption: 20W±10%
- 4.Cooling:1 5-17°C below ambient temperature(25°C)
- 5.Insulation: High density EPS
- 6.Plastic frosted door panel
- Outer Size:356*243*194(mm)
- Inner Size:260*161*138(mm)
- I nner Box Size:374*252*218(mm)
- Carton Size:525*390*460(mm)
- PACKI NG: 1PC/Inner Box4PCS/CTN
- QTY/20*/40*/40*HC(PCS): 1100/2400/2700
- N.W/G.W. (KGS) :7/9.45



MFA-12

- THERMOELECTRIC COOLER
- 1.Voltage:AC 100-240V (with an adapter)
- 2.Volume:6 Litre
- 3.Power consumption: 20W±10%
- 4.Cooling:15-17°C below ambient temperature(25°C)
- 5.Insulation:High density EPS
- 6.Led vanity mirror surface
- Outer Size:356*243*194(mm)
- Inner Size:260*161*138(mm)
- Inner Box Size:374*252*218(mm)
- Carton Size:525*390*460(mm)
- PACKI NG : 1PC/Inner Box 4PCS/CTN
- QTY/20*/40*/40*HC(PCS): 1100/2400/2700
- N.W/G.W.(KGS):9/11.5



MFA-13

- 1.Voltage:AC 100-240V (with an adapter)
- 2.Volume:6 Litre
- 3.Power consumption:20W±10%
- 4.Cooling:17-19°C below ambient temperature(25°C)
- 5.Insulation:High density EPs
- 6.Plastic frosted door panel
- Outer Size: 193*237*340(mm)
- Inner Size: 138*159*235(mm)
- Inner Box Size:369*325*222(mm)
- Carton Size: 520*380*465(mm)
- PACKING :1PC/Inner Box 4PCS/CTN
- QTY/20*/40*/40*HC (PCS): 1100/2400/2700
- N.W/G.W. (KGS) :7/9.45



PORTABLE REFRIGERATOR FOR THE CAR



MFA-15

- 1.Voltage: DC 12v and AC 220V-240V or AC100-120V
- 2.Volume: 30 Litre
- 3.Power consumption: 60W±10%
- 4.Cooling: 20-24°C below ambient temperature(25°C)
- 5.Heating: 50-65°C by thermostat
- 6.Insulation: PU Foam
- 7.Equipped with long life brushless motor(30,000 hours)
- 8.Digital display, 5V output for charging phone
- Outer Size: 597*313*358(mm)
- Inner Size: 410*244*270(mm)
- Inner Box Size: 608*350*386(mm)
- Carton Size: 620*365*405(mm)
- PACKING: 1PC/Inner Box 1PC/CTN
- QTY/20*/40*/40*HC (PCS): 300/620/700
- N.W/G.W(KGS): 5.8/7.6



MFA-16

- 1.Voltage: DC 12V and AC 220V-240V or AC100-120V
- 2.Volume: 24 Litre
- 3.Power consumption: 48W±10%
- 4.Cooling: 13-18°C below ambient temperature(25°C)
- 5.Heating: 50-65°C by thermostat
- 6.Insulation: high density EPs or PU Foam
- 7.With digital display and USB 5V output
- 8.Control panel: 4button(ON/OFF , UP, DOWN,MAX&ECO)



MFA-17

- 1.Voltage: DC 12V and AC 220V-240V or AC100-120V
- 2.Volume: 8 Litre
- 3.Power consumption: 48W±10%
- 4.Cooling: 20°C below ambient temperature(25°C)
- 5.Heating: 50-65°C by thermostat
- 6.Insulation: High density EPS
- 7.With USB5v output
- 8.Equipped with long life brushless motor (30,000 hours)



MFA-18

- 1.Voltage: DC 12V,AC 100V-240V
- 2.Volume: 18 Litre
- 3.Power consumption: 60W±10%
- 4.Cooling: 26-30°C below ambient temperature(25°C)
- 5.Heating: 50-65°C by thermostat
- 6.Insulation: PU Foam
- 7.Equipped with long life brushless motor(30,000 hours)
- 8.Digital display with control panel

SEASONAL SERIES



06

8 inches AC Circulator Table Fan



HTS-F118C

Volts/Hertz :
AC 100V-240V , 50-60Hz
Powe : 45W
Product Size: 242x242x315mm



KD611

Volts/Hertz :
AC 100V-240V , 50-60Hz
Powe : 28W
Product Size: 260x243x322mm



HTS-F502A

Volts/Hertz :
AC 100V-240V , 50-60Hz
Powe : 40W
Product Size: 260x253x363mm



HTS-F191A

Volts/Hertz :
AC 100V-240V , 50-60Hz
Powe : 28W
Product Size: 260x238x329mm



HTS-F505A

Volts/Hertz :
AC 100V-240V , 50-60Hz
Powe : 40W
Product Size: 312x260x265mm



HTS-F510A

Volts/Hertz :
AC 100V-240V , 50-60Hz
Powe : 29W
Product Size: 260x240x364mm



HTS-F116F

Volts/Hertz :
AC 100V-240V , 50-60Hz
Powe : 45W
Product Size: 325x220x347mm



HTS-F136

Volts/Hertz :
AC 100V-240V , 50-60Hz
Powe : 45W
Product Size: 320x220x349mm



HTS-F199

Volts/Hertz :
AC 100V-240V , 50-60Hz
Powe : 52W
Product Size: 420x147x471mm



HTS-F618B

Volts/Hertz :
AC 100V-240V , 50-60Hz
Powe : 28/30W
Product Size: 270x270x860mm



HTS-F120A

Volts/Hertz :
AC 100V-240V , 50-60Hz
Powe : 28W
Product Size: 333x220x347mm



HTS-F118B

Volts/Hertz :
AC 100V-240V , 50-60Hz
Powe : 45W
Product Size: 242x242x315mm



AC CIRCULATOR STAND FAN



HTS-F615

Volts/Hertz :
DC 24V , 1A , 50-60Hz
Powe : 24W
Product Size: 344x320x887mm




HTS-F618B

Volts/Hertz :
AC 100V-240V , 50-60Hz
Powe : 28/30W
Product Size: 270x270x860mm



HTS-F185

Volts/Hertz :
AC100V-240V , 50-60Hz
Powe : 24W
Product Size: 410x380x980mm



HTS-F623

Volts/Hertz :
DC14V , 2A , 50-60Hz
Powe : 22W
Product Size: 340x340x798mm





TOWER FAN & BLADELESS FAN



HTS-F182

Bladeless Fan

SPECIFICATION:

Volts/Hertz: AC 100V-240V , 50-60Hz

Power: 40W

Product Size: 235x235x1096mm

Main Function

8 gears wind speed adjustment

4 modes optional : Normal / Natural / Sleep / ECO

UV Sterilization / Negative Ion / Formaldehyde / Humidification

40°(Oscillation left & right 40° & 20°(Manual up & down 20°

Night light function

Low noisy & Short circuit protection



HTS-F200

Bladeless Fan

SPECIFICATION:


Volts/Hertz: AC 100V-240V , 50-60Hz

Power: 40W

Product Size: 235x235x1096mm

8 gears wind speed adjustment

4 modes optional : Normal / Natural / Sleep / ECO



HTS-F305

Tower Fan

SPECIFICATION:


Volts/Hertz: AC 100V-240V , 50-60Hz

Power: 40W

Product Size: 320x320x1092mm

12 gears wind speed adjustment

4 modes optional : Normal / Natural / Sleep / Auto



HTS-F300

Tower Fan

SPECIFICATION:

Volts/Hertz: AC 100V-240V , 50-60Hz

Power: 42W

Product Size: 337x337x915mm

3 gears wind speed adjustment





KPT-2213

- Safety PTC heating element
- 80 degree angle oscillation
- heat settings: 1000W/2000W
- Recessed handle
- Overheating protection
- Safety tip-over switch
- Power indicator light
- LED display
- 1-12 hour timer
- Remote control
- Touch control

CERAMIC HEATER




KPT-2204 / 2204B

- Safety PTC heating element
- 80 degree angle oscillation
- 2 heat settings: 1000W/2000W
- Recessed handle



KPT-2012 / 2012B

- Safety PTC heating element
- 80 degree angle oscillation
- 2 heat settings: 1200W/2000W
- Recessed handle



KPT-2000 / 2000B(R)

- Safety PTC heating element
- Wide angle oscillation
- 2 heat settings: 1000W/2000W
- Recessed handle



FH-25 / FH-25D

- 2 Heat Settings: 900/1800W
- Normal/warm/hot wind for selection
- Vertical or horizontal
- Adjustable thermostat



PTC-155 / 155T

- 2 heat settings: 700W /1400W
- PTC heating element
- Overheating protection
- Power indicator light



FH-20

- 2 Heat Settings: 1000W/2000W
- Normal/warm/hot wind for selection
- Power indicator light
- Adjustable thermostat



FH-288

- 2 Heat Settings: 1000W/2000W and normal fan
- Power indicator light
- Adjustable thermostat
- Thermal automatic cut-out



FH-108(ST)

- 2 heating settings: 1000W/2000W and normal fan
- Overheating protection
- Power Indicator light
- Adjustable thermostat



TFH-201 / 202 / 203

- 2 Heat Settings 1300/1500 Watts
- Heavy-duty metal construction
- Instant off Tip-Over protection device for added safety
- Overheat Safety Shutoff



PH-91P / 96P

- Plastic cabinet
- Energy saving Auto Mode
- Low setting: 750W(4 tubes)
- 1000W(6 tubes)
- High setting: 1500W



WH-92H

- Wooden Cabinet
- Energy saving Auto Mode
- Low setting: 900W
- High setting: 1500W
- Electronic thermostat
- Setting range is 59-86F,



SY-18

- 2 heat settings: 900W /1800W
- 2 quartz tubes
- Power indicator light
- Safety tip-over switch

CLEANING SERIES

marketing@sc-starmax.com



24A01092
Dust capacity:0.4L
Power rate:60W
Power supply:Car wire/4m
Suction:5000-5500pa



24A010916
Dust capacity:0.4L
Power rate:50-60W
Power supply:1800mAh*2
Suction:2500-3000pa



24A01098
Dust capacity:0.55L
Power rate:60W
Power supply:Car wire/4M
Suction:2000pa



24A010920
Dust capacity:0.12L
Power rate:25-30W
Power supply:1500mAh*2
Suction:2000-2300pa



24A01093
Dust capacity:0.4L
Power rate:60W
Power supply:Car wire
Suction:3800-4500pa



24A010918
Dust capacity:0.4L
Power rate:45-55W
Power supply:1500mAh*2
Suction:1800-2200pa

07

VACUUM CLEANER



EV-6801

Voltage: 120V/ 220-240V,50/60Hz
Power: 450W
Heating Mode: Heating Plate
Function: 1



EV-6802

Voltage: 120V/ 220-240V,50/60Hz
Power: 450W
Heating Mode: Heating Plate
Function: 1



EV-6802

Voltage: 120V/ 220-240V,50/60Hz
Power: 450W
Heating Mode: Heating Plate
Function: 1



24A010920

Dust capacity:0.12L
Power rate:25-30W
Power supply:1500mAh*2
Suction:2000-2300pa



24A01093

Dust capacity:0.4L
Power rate:60W
Power supply:Car wire
Suction:3800-4500pa



24A010918

Dust capacity:0.4L
Power rate:45-55W
Power supply:1500mAh*2
Suction:1800-2200pa



24A010920

Dust capacity:0.12L
Power rate:25-30W
Power supply:1500mAh*2
Suction:2000-2300pa



SBL-V10

Power rate:240w
N.W/G.W: 10/11Kgs
Adhering to the lightweight
design principle.



24A010918

Dust capacity:0.4L
Power rate:45-55W
Power supply:1500mAh*2
Suction:1800-2200pa



24A010920

Dust capacity:0.12L
Power rate:25-30W
Power supply:1500mAh*2
Suction:2000-2300pa



24A01093

Dust capacity:0.4L
Power rate:60W
Power supply:Car wire
Suction:3800-4500pa



24A010918

Dust capacity:0.4L
Power rate:45-55W
Power supply:1500mAh*2
Suction:1800-2200pa



EV-660

Safety Standard: GS CE ROHS
Batteries type: Lithium battery 3.7V/pc
14.8V, 18.5V, 22.2V 29.6V 2200mAh Filtration: HEPA Vacuum: 5-11Kpa
Working time: 25-60mins Charging time: 4-5 hours Noise level: 78dB
Loading quantities:
20'FT/40'FT/40'HQ: 1079/2195/2561 pcs



S-100

180W fan motor, 4000mAh x6 21700 battery
Big sewage tank and clean water tank electrolysis water
Add new function for manually spray water
unique roller brush install method
With self charging base,
with cold air drying rolling brush function
optical detection, dirty detection, sweep along the wall
charging time (4.5±0.5H), using time (33 mins)
Strong suction 12kpa, easy to remove stubborn stains
Vacuuming and mopping the floor in one step
Voice reminder, easy to get started

-  Automatic Sweeping and Mopping
-  Edge Cleaning
-  Automatic dust collection





HR1010
Rabdom Robot Cleaner
Battery Capacity: 2600mAh Lithium battery
Water tank Capacity:
Dast box 260ml; Water tank 200ml



HR1011
Power:220-240V/850-1000W
Capacity:14*12cm
2 Slices toaster
6 Browing temperature setting
Variable browning control with cancel,
defrost and reheat functions /CE/CB

HR1012
Power:220-240V/1300-1500W
Capacity: 10*10cm
2 Slices toaster
6 Browing temperature setting
Variable browning control with cancel,
defrost and reheat functions

New Arrivals



HR1013
Voltage: 120V/ 220-240V,50/60Hz
Power: 550W*2
Heating Mode: Heating Plate
Function: 5



HR1014
Voltage: 120V/ 220-240V,50/60Hz
Power: 550W
Heating Mode: Heating Plate
Function: 6



HR1015
Voltage: 120V/ 220-240V,50/60Hz
Power: 500W
Heating Mode: Heating Plate
Function: 6

PERSONAL CARE



08



TB-029

Lipstick electric toothbrush
IPX7 waterproof
Soft, clean, white 3 modes
Intelligent memory function
2 minutes timer with 30 seconds interval time
Vibration frequency: 35000 Hz/min
Product size: 210X21X21MM



TB-001

Travel electric toothbrush
3 replaceable brush head with soft bristles
Pearlescent metal spray paint
Motor speed: 11500/min
Vibration frequency: 23000 Hz/min
1.5V AA X1
Product size: 160X18X18MM



TB-025
USB direct charging variable
frequencysonic electric toothbrush
Magnetic levitation motor
3.7V lithium battery
IPX 7 waterproof
frequency:33000Hz/min
Product size:250X25X25MM



TB-025
USB direct charging variable
frequency sonicelectric toothbrush
Maanetic levitation motor
3.7V lithium battery
IPX 7 waterproof
frequency:33000Hz/min
Product size:242X25X25MM



TB-014
Magnetic levitation motor
sonic electric toothbrush
USB charging/induction charging
IPX 7 waterproof
frequency:33000Hz/min
Product size:245X27X27MM



TB-024
USB direct chargingnng
induction charging frequency
Magnetic levitation motor
3.7V lithium battery
IPX 7 waterproof
frequency:33000Hz/min
Product size:250X25X25MM



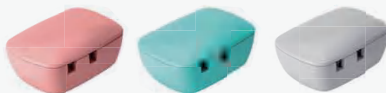
TB-014
Magnetic levitation motor
sonic electric toothbrush
USB charging/induction charging
IPX 7 waterproof
frequency:33000Hz/min
Product size:245X27X27MM



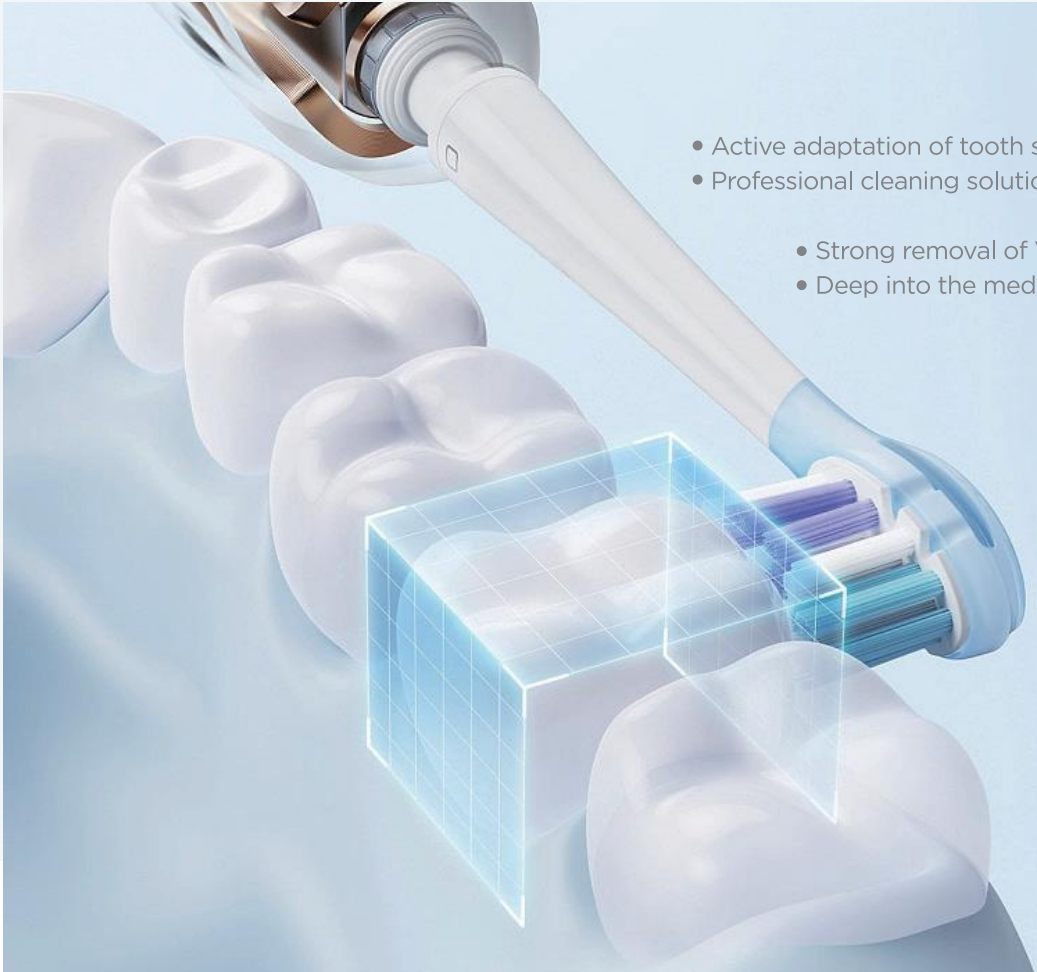
TB-010
Kid's electric toothbrush
IPX 7 waterproof
speed:15500/min
frequency:33000Hz/min
Vibration frequency:31000Hz/min
Product size:194X35X35MM



TB-022
IPX 7 waterproof
3 replaceable brush head
with soft bristlesOn/off switch
Motor speed:15500/min
Vibration frequency:31000Hz/min
1.5VAAAX1
Product size:208X22X22MM



*UV-LED sterilization toothbrush sterilizer



- Active adaptation of tooth surface
- Professional cleaning solutions to match every face
- Strong removal of V-shaped cavity plaque
- Deep into the medial gingival margin

PROFESSIONAL TOOTH PUNCH



C8 Tooth Punch

300ml large water tank
Weight: 13kg
IPX7 waterproof
Travel is easy and hassle-free
High frequency pulse water column
Four ways to flush teeth (Feature: DIY mode)
Baby food grade material, USB charging



New Arrivals

C9 Tooth Punch

200ml water tank
Weight: 12kg
IPX7 waterproof
Travel is easy and hassle-free
High frequency pulse water column
Four ways to flush teeth (Feature: DIY mode)
Baby food grade material, USB charging



C10 Tooth Punch

220ml water tank
Weight: 249g
IPX7 waterproof
Travel is easy and hassle-free
High frequency pulse water column
Three ways to flush teeth (Feature: DIY mode)
Baby food grade material, USB charging



STEAM STATION WITH ULTRA-LARGE PRESSURE



SL-2283

Voltage: 110-127V/60Hz 220-240V/50Hz
Power: 1400-2800W
Sole plate size: 245x123mm
Unit size: 305x126x135mm
Dry / Steam / Spray / Vertical Steam /
Burst Of Steam / Self Cleaning /
Anti-drip / Anti-calc / Ceramic coating
SOFT TOUCH GRIP



SL-2055A

Voltage: 110-127V/60Hz 220-240V/50Hz
Power: 1400-2600W
Sole plate size: 231x117mm
Unit size: 290x120x133mm



SL-8818

Voltage: 220-240V/50-60HZ
Power: 2200-3000W
Soleplate size: 234x122mm
Unit size: 382x190x254mm



SL-8818X

Voltage: 220-240V/50-60HZ
Power: 2200-3000W
Soleplate size: 234x122mm
Unit size: 382x190x254mm



**COMBINE THE NORMAL IRON AND
GARMENT STEAMER TOGETHER**



SL-003

Combine the normal iron and garment steamer together
Ceramic sole plate
With big LED display
Adjustable temperature
Big and ECO steam for selection
Water tank capacity:210ML
Strong vertical steam shooting
With base for storage
Two type of brush as accesory
220-240v,50-60Hz,1200W
Unit size:27*13*18CM
Gift box size:42*17.4*13.8CM



New Arrivals

SL-006

Plastic panel with high
temperature resistant
Dry ironing/steam shooting/
Detachable water tank/Fold handle
Water tank capacity:120ml
Steam setting;one steam setting
Accessories;one brush and measuring cup
Power;1200W
Unit size:192*96*100mm
Water tank capacity:120ml



SL-007

NEW GARMENT STEAMER
Stainless steel panel/
power indicator
Strong vertical steam shooting
Detachable water tank
Water tank capacity:100ml
Voltage:110-127V/60Hz,220-240V/50Hz
Power:1000-1200W
Unit size:70*59*220mm

